

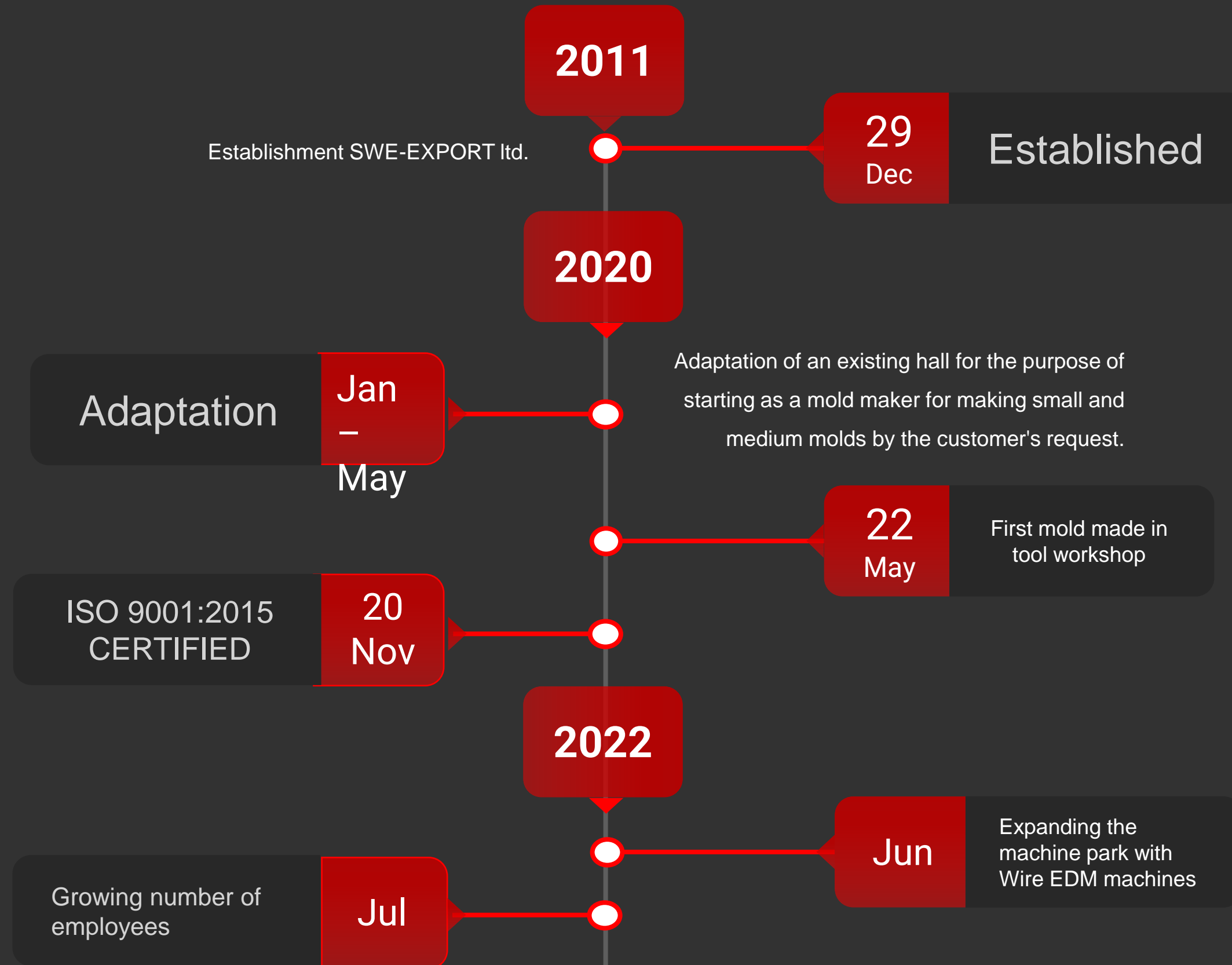
www.swe-export.com

SWE-EXPORT LTD.

Novo Goražde, Bosnia and Herzegovina

TIMELINE COMPANY DEVELOPMENT

SWE-EXPORT TIMELINE






ESTABLISHING A COMPANY



SWE-EXPORT LTD.

- ✓ Since its establishment, the company has been exclusively engaged in the production and export of security locks for the Swedish market. These processes took place in metal processing plants in Goražde by the request of the customer. During the period of business with security locks, the company achieved a turnover of millions EUR, which makes it one of the most successful companies in this area AND as a desirable business partner in both the Bosnian and Swedish markets.
- ✓ The founders of the company, after many years of experience in the metal industry, know extremely well the injection mold making, starting from the idea, through the construction, all the way to the mold making.
- ✓ After certain structural changes in domestic partners, the founders of the company at the end of 2019 make a decision to redirect their capacities to the field of mold making. Market research studies were conducted to see the demand for molds for injection molding of plastics and non-ferrous metals, which indicated a great need for the same.





HALL MOLD WORKSHOP



PURCHASE OF MACHINES

Upon completion of the adaptation, and in order to implement the project of starting the production process of mold making, at the beginning of 2020 the procurement of all necessary machines for work from HAAS machining centers, erosimates, saws, drills, and all other tools and materials needed for successful operation of the molds is in accordance with all European standards.

● HAAS

● CHARMILLES

● ELB


● ALZMETALL

NEW HALL


- ① For the purpose of starting the mold workshop, a business space of approximately 1000 m² was rented at the location of Novo Goražde, out of a total of 6000 m² that this complex includes.
- ② The hall offers huge potential considering the space it covers as well as the fact that it is located in an industrial zone which in the future provides the possibility of equipping most of the space for plastic injection and assembly which would complete the cycle from ordering molds to delivery of injection molded parts and increase market competitiveness.

STARTING NEW MOLD WORKSHOP


After the aforementioned phases, the adapted plant starts operating in order to achieve the production of exclusively high-quality molds for injection molding of plastics and metals, and accordingly employs experts in the field of production and work on machines.



PRODUCTION OF TOOLS



MOLD INJECTION

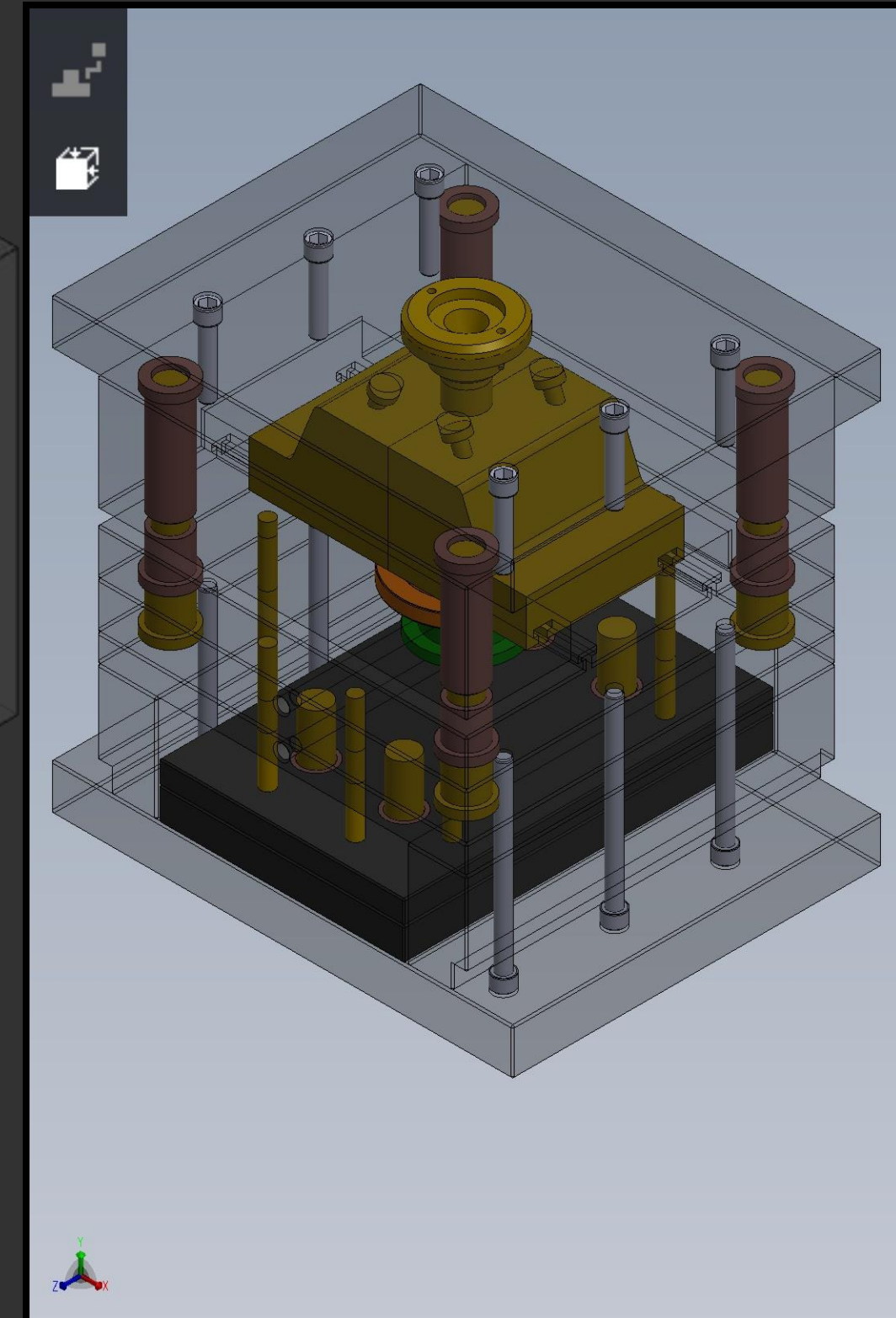
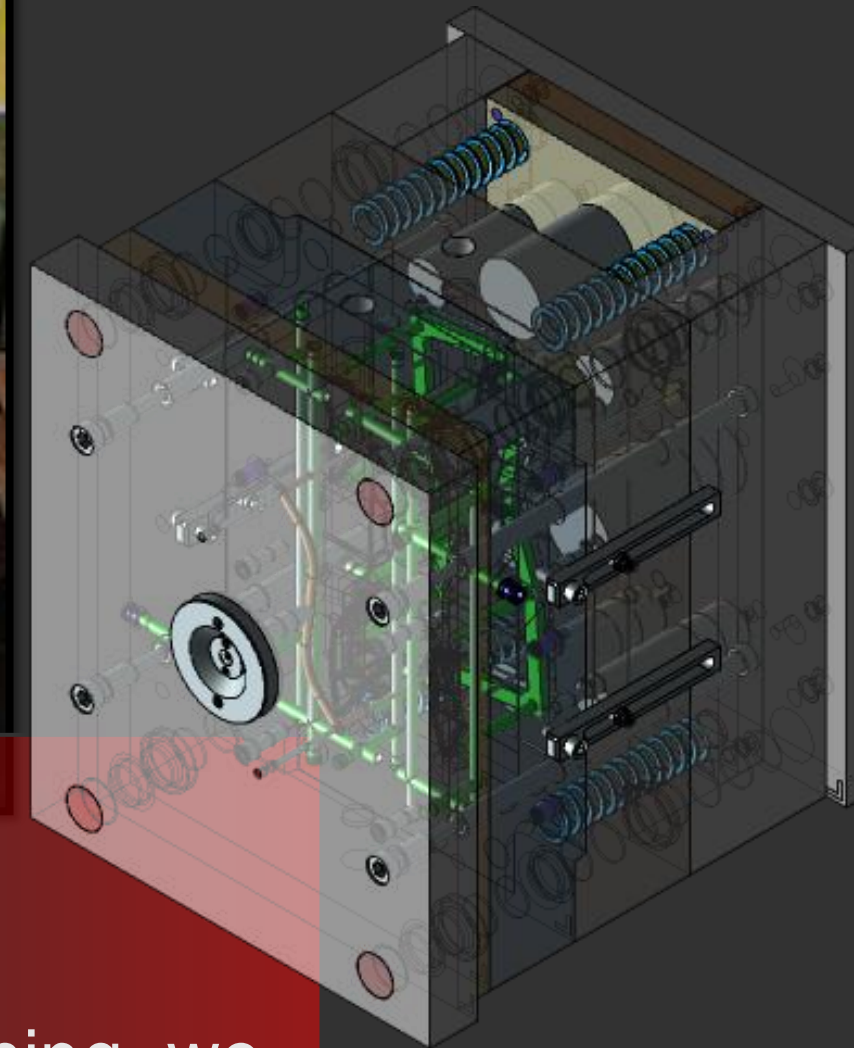


ASSEMBLY PARTS



6







For the service of construction and programming, we have a team of designers who have many years of experience in the manufacture of structures gained in direct work in well-known domestic companies.



BEGINNING...

After adapting and installing the machines, the mold workshop **starts with production** and makes its first mold as a precursor to a series of good projects.




In order to perform the process of quality production and production of the final product, professional staff is hired and a team is formed that is able to present projects to customer satisfaction.


PERSPECTIVE AND PLANS




SWE EXPORT Ltd. strives exclusively for a constant increase in product quality and satisfied customers in the manufacture of tools, and plans to achieve the set goals by constant investment in the production process and the necessary equipment, and constant education of the entire staff.




KNOWLEDGE



EXPERIENCE



ACCURACY

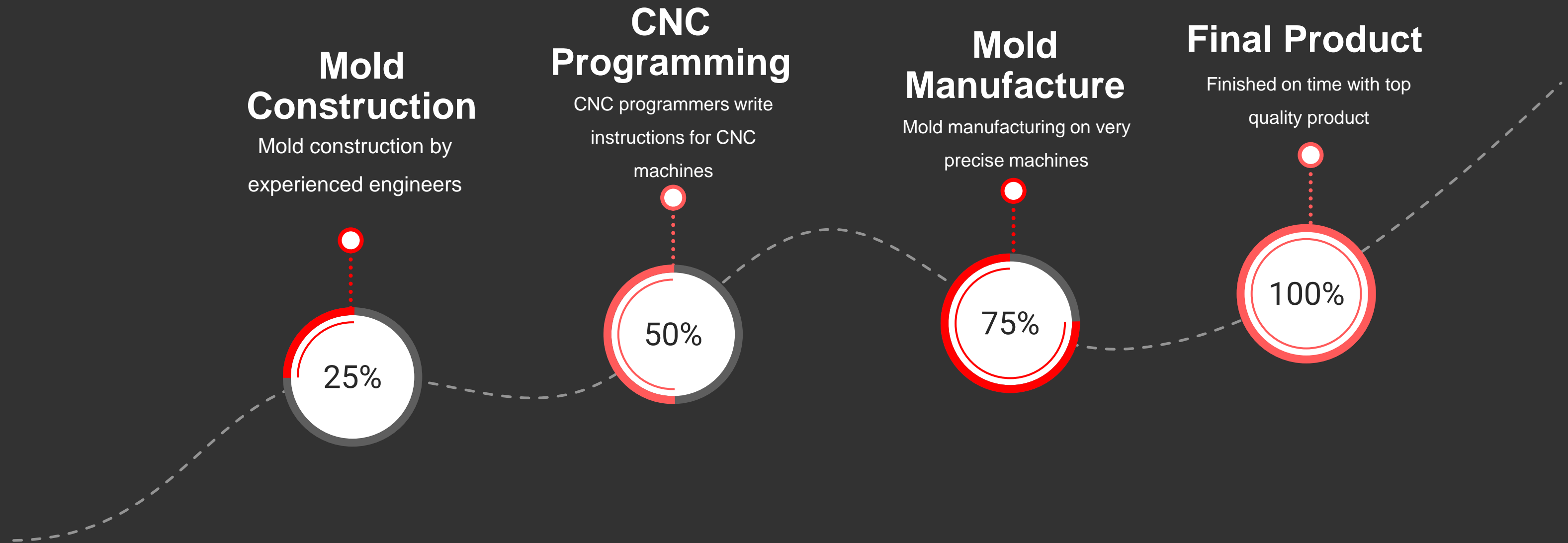


PRECISION



HOW SYSTEM WORKS

MOLD PRODUCTION PROCESS





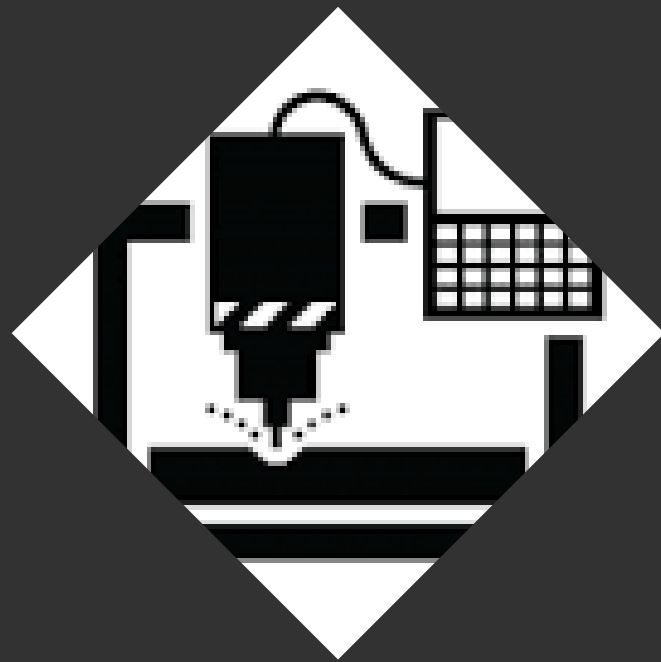
GALLERY
OUR PORTFOLIO

EXPORT TO OTHER COUNTRIES

Export to
Sweden
Germany
Switzerland
Austria
Serbia

Headquarters
Bosnia and
Herzegovina

Capacity



Machines

- 3 CNC Mill
- 2 EDM Wire
- 1 CNC EDM
- 1 DRILLING AND TAPPING MACHINE
- 1 STARTING HOLE EROSION MACHINE
- 1 SEVERAL AUXILIARY MACHINES



Employees

10+



Storage capacity

1000 m²

Contact

 +387 62 994 155 / Nuriya Vesnić - CEO

 nuriya.vesnic@swe-export.com

 www.swe-export.com

ISO 9001:2015 CERTIFIED

LET'S BE PARTNERS ON THE WAY TO SUCCESS



